



Summary Feedback

(Combined feedback broadcasted at multiple times this week)

PRE-RECORDED: Basildon FRCR 2B 'A to Zee' Course 2020

Session 26/40

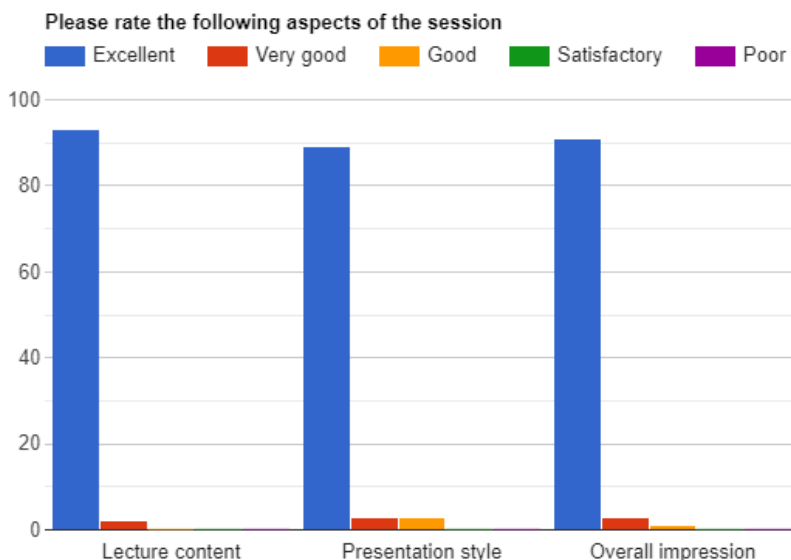
Paediatrics for FRCR

Neonatal and Paediatric Chest and Cardiac Pathologies (Course 4/4) (19th & 20th October 2024)

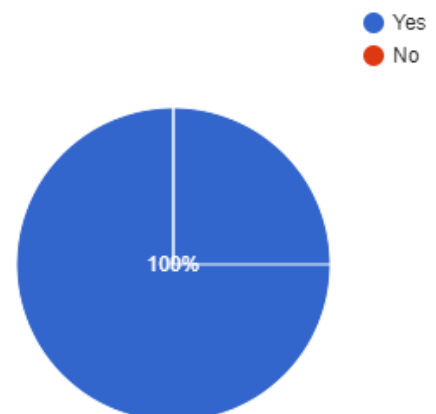
Lecturers: Divya Vaid & Mahwish Arshad

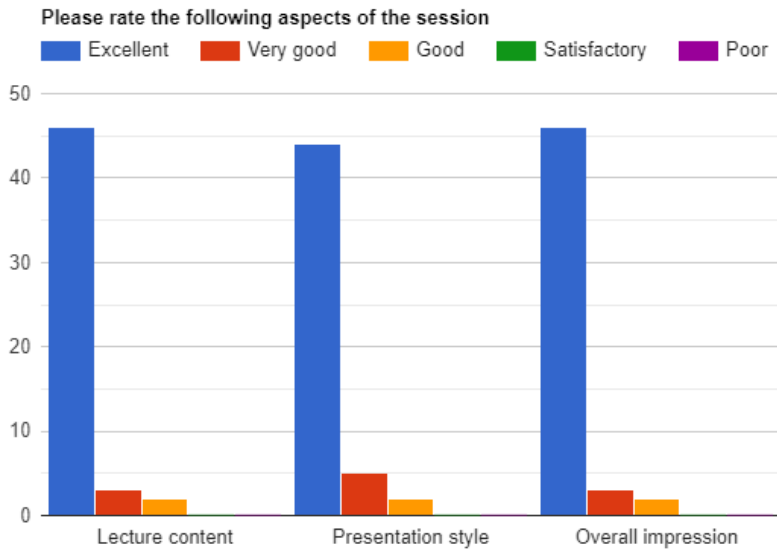
Summary Points:

- Total Attendees: 437 from 36 Countries (Algeria, Australia, Bahrain, Bangladesh, Czech Republic, Dominica, Egypt, Germany, Ghana, Hong Kong, India, Indonesia, Iraq, Jordan, Kenya, Libya, Malaysia, Maldives, Namibia, Nigeria, Oman, Pakistan, Palestine, Poland, Qatar, Saudi Arabia, Singapore, South Africa, Sri Lanka, Sudan, Swaziland, Türkiye, UAE, UK, Yemen, Zimbabwe).
- Total duration: 3 hours (each session broadcasted thrice during the week)
- Total feedback received from 162 participants, from three different broadcasts

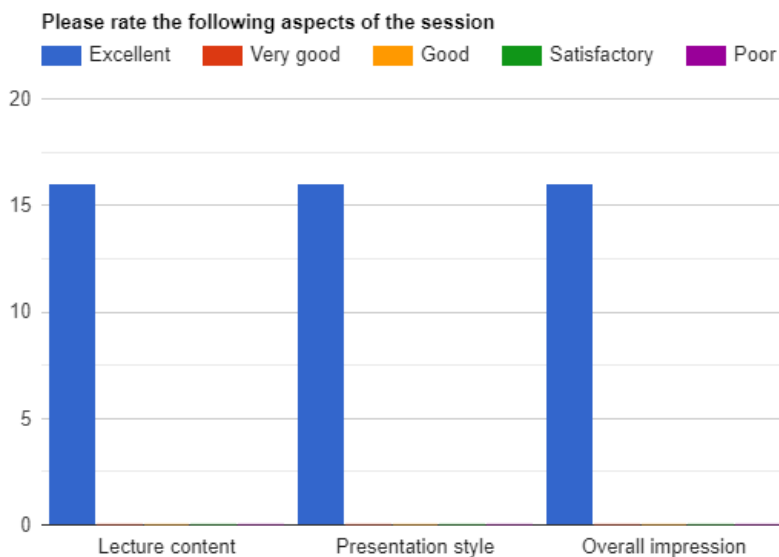
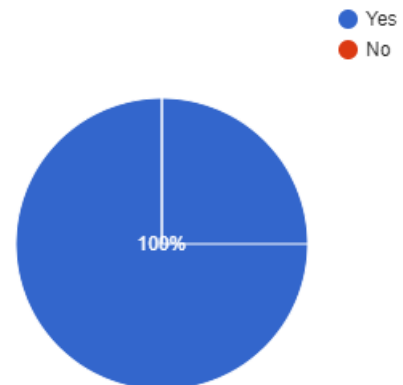


Did you find it useful
95 responses

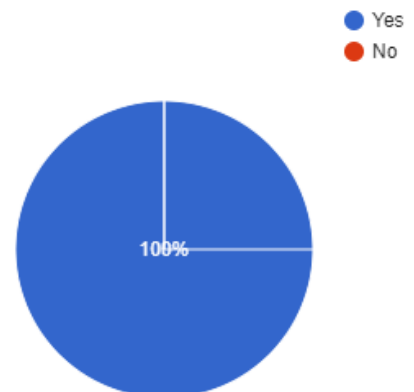




Did you find it useful
51 responses



Did you find it useful
16 responses



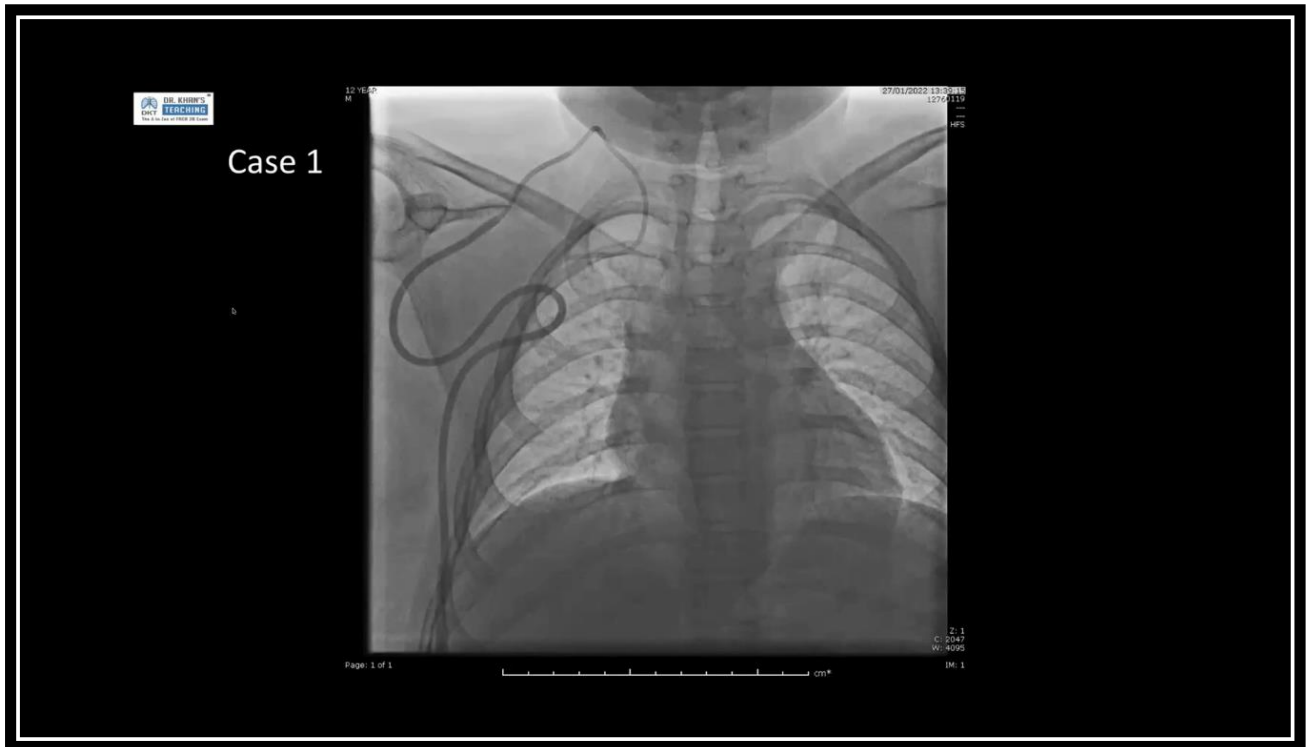
Testimonials

- Valuable, well organized and informative session. Amazing how almost all the paediatric cases are covered in detail in such a small amount of time. Well done DKT team. You are the best teaching platform (Algeria).
- Nicely covered most of thoracic abnormalities in pediatric patients thoroughly (UK).
- Discussion of the cases and the findings and the stepping way in investigation were amazing (Jordan).
- As always, great sessions & great professors. Thank you so much (Egypt).
- Very useful case discussions, thanks to Dr. Sami for providing such an amazing platform (Pakistan).
- Excellent and much needed (India).
- Extremely nice session (Sudan).
- The cases along with teaching points were amazing (Zimbabwe).

- Great learning experience (Saudi Arabia).
- Cases are very informative (Palestine).
- Manner of presentation is very attractive (Sri Lanka).
- I enjoyed the lecture (South Africa).
- The whole lecture was useful (Yemen).
- Case to case explanation is very helpful in understanding the disease (Malaysia).
- The description and complications of necrotizing pneumonia was useful (UK).
- Excellent cases presented (Nigeria).
- Dr. Khan makes me love radiology (Pakistan).
- Absolutely wonderful (India).
- The teaching slides were very helpful and informative. Great cases (UK).
- Explanation with every case was useful (Pakistan).
- Fabulous session (Sudan).
- Loved it (Pakistan).
- Case based explanation and discussion were useful (Egypt).
- Excellent cases (India).
- Lots of cases showing differentials for various pathologies (UK).
- Great cases (India).
- The cases are too good (Pakistan).
- Case based discussions were useful (UK).
- I liked the variety of cases covering various topics (India).
- Informative lecture (Pakistan).
- The lung cases and tubes and lines were useful (Saudi Arabia).
- Please keep doing the good work (UK).
- Perfect descriptions of cases along with D/D's. Excellent cases as always (Pakistan).
- Nice paed's review (Maldives).
- Very well delivered (Pakistan).
- Excellent session. Thank you (Malaysia).
- Impressive (South Africa).
- Bravo (Pakistan).
- Great session (Nigeria).
- Very good in understanding the disease (Malaysia).
- Excellent session (UK).
- Lines and tubes with different interesting cases were useful (Pakistan).
- Informative (Saudi Arabia).
- Great and impressive (Iraq).
- Very helpful for overseas candidates (Pakistan).
- Perfect (UK).
- Good work, keep it up (Pakistan).
- Very informative (Yemen).
- Brilliant (South Africa).
- Very impactful session (Nigeria).
- Good teaching (UK).
- 10/10 (Pakistan).
- Informative (Saudi Arabia).
- Very good (India).
- Fantastic presentation (Pakistan).

- Excellent teaching session (Algeria).
- Informative session (Pakistan).
- It was perfect (UAE).
- Excellent cases (UK).
- Important exam and daily cases of pediatric chest and important lines (Pakistan).
- Case based discussion (India).
- Good cases (India).
- It was perfect (UAE).
- Nice systematic review (Iraq).
- Image description part was the best (UK).
- Discussion of ultrasound images was great (Kuwait).
- Comprehensive session (Sudan).
- Paediatric chest abnormalities were well taught (UK).
- Nice revision (India).
- The topics covered were excellent (Pakistan).
- Awesome (Saudi Arabia).
- Lots of valuable information (Malaysia).
- Basics of X Ray and its importance were well taught (India).
- Very well structured presentations (UK).
- Style of presentation was amazing (Pakistan).
- Case selection and discussion were great (UAE).
- Variety of cases was excellent (India).
- Great cases (Iraq).
- Good cases (UK).
- Nicely organized (Sri Lanka).
- Feedback for the trainees was great (Hong Kong).
- Very good explanation of difficult situations (UK).
- Chest X-Ray cases were the best (Yemen).
- Good cases and explanations (Türkiye).
- All of it was very useful & valuable (Egypt).
- Cases and description were nice (Pakistan)
- Great cases (Libya).
- Nice cases (India).
- Guidance about how to systematically approach pediatric chest lesions was great (Pakistan).
- Case collection was excellent (Pakistan).
- I liked the systemic approach (South Africa).
- I liked the case based systemic approach (India).
- All aspects are nice (Iraq).
- Feedback and teaching slides were great (South Africa).
- Excellent session (Sri Lanka).
- Good cases (China).
- The extensive area covered and the teaching style were great (Nigeria).
- The viva aspect, lines and tubes were the best (India).
- Every aspect was useful (India).
- Excellent teaching (UK).
- Detailed discussion about cases (Pakistan).
- Excellent presentation for paediatric chest (Saudi Arabia).

- Teaching method and material were amazing (UAE).





Case 21



=====XX=====XX=====